



WEBINAR

Growth in motion: Introducing Personalized Path for MTSS educators

mapGROWTH

Before we begin

- 45-minute presentation,
15 minutes for Q&A
- Listen mode only
- Submit questions via the Q&A box
- Recorded and shareable
- Submit poll - “Getting to know you”





Lindsay Edmondson, EdM

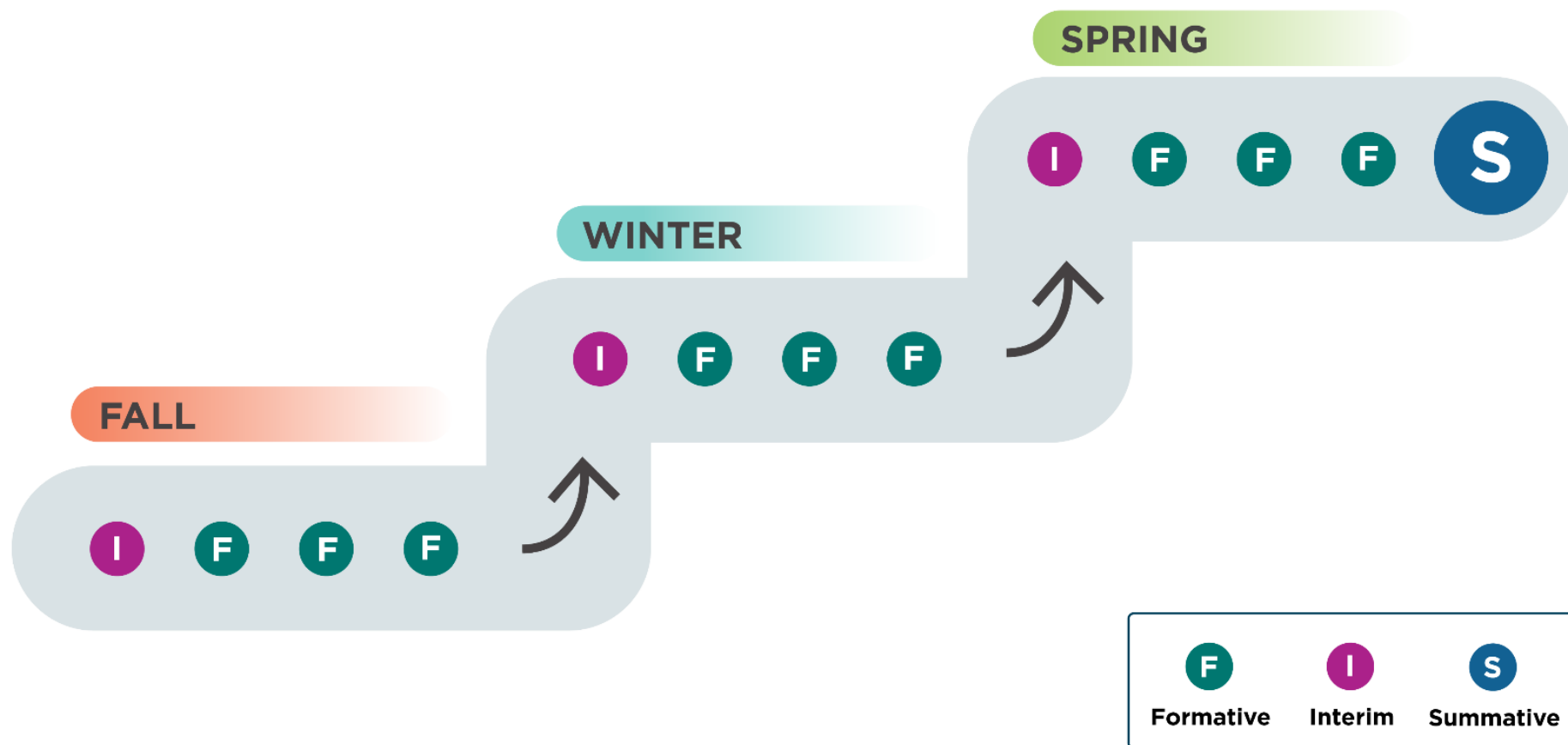
National Content Specialist



Vicki So Rodriguez, EdM

Senior Product Marketing Manager

map GROWTH



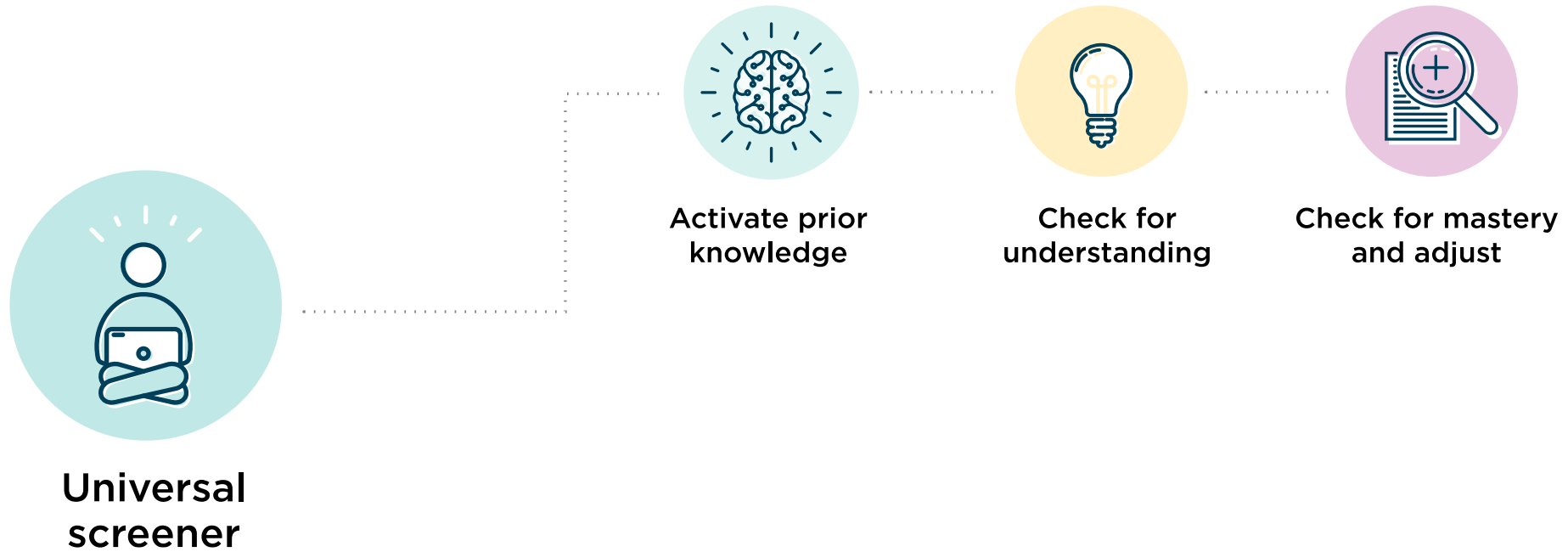


Too often, data collection in schools feels like a compliance exercise—a box to check off rather than a tool for transformation.

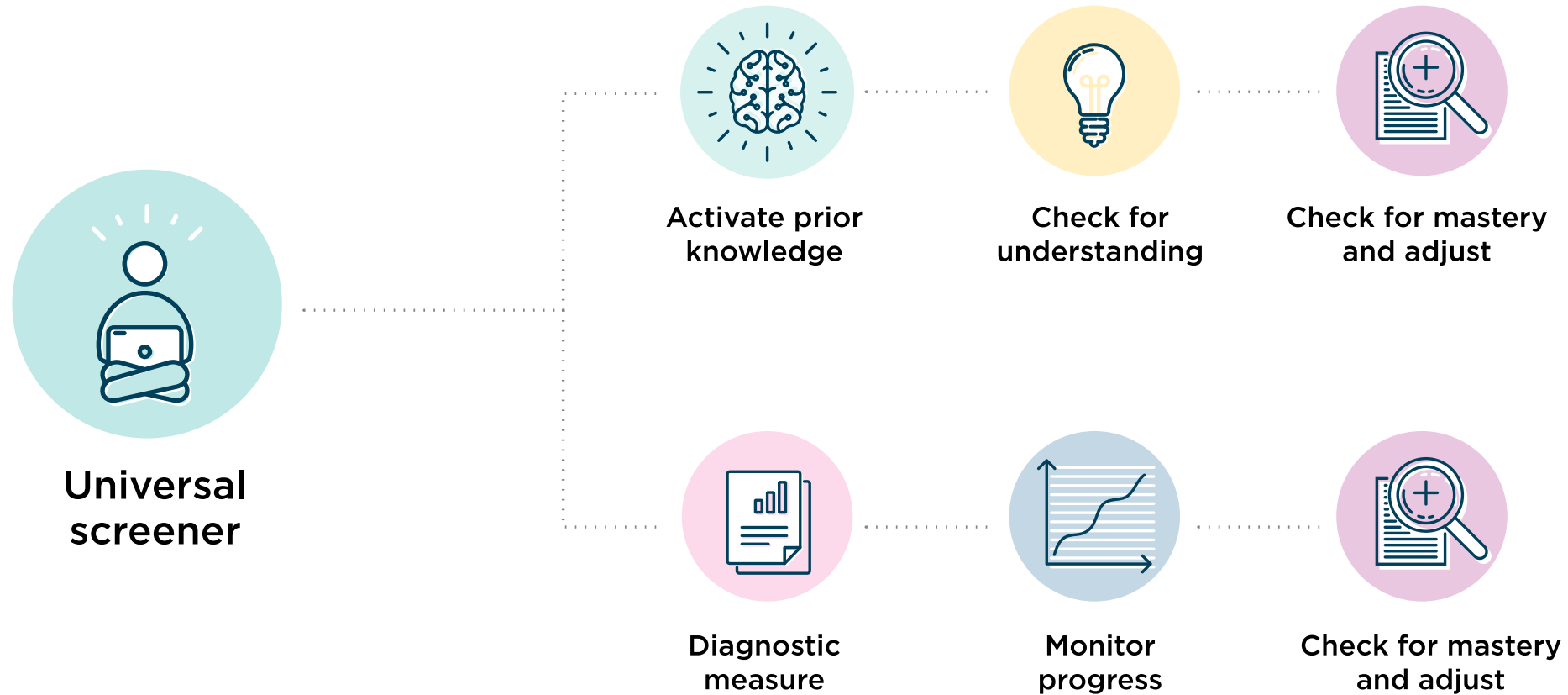
Leading MTSS: The power of assessment literacy and a balanced assessment system by
Athena Hill

MTSS & MAP Growth

CORE INSTRUCTION DOMAIN



MTSS & MAP Growth



Flexible support for personalized learning



Instructional
connections



Personalized Path

Personalized Path

Designed to accelerate
growth in K–8 ELA and
math classrooms



504

Gifted and talented

On grade level

Below grade level

Advanced learner

MTSS / RTI

MTSS / RTI

Individualized education plan



I need to do well
on this!

If I can just
memorize this

I'm never going
to get this

PLS don't call
on me

How fast can I
get this done?

Why do we even
need to learn this?

Just gotta be
eligible to play

If I don't get the best
grade, I'm toast!!!

”

How do I support
each student's
unique learning
journey?





The most valid,
reliable, and
actionable test



Integrated solution
addresses the needs
of students in Tiers I,
II, and III



Integrated for
student growth

Integration between MAP Growth and HMH curriculum is available to educators who utilize the HMH Rostering Service for their NWEA and HMH subscriptions.

Introducing HMH Personalized Path

Whether your students need **tailored intervention** or **adaptive practice** to push their learning further, *HMH Personalized Path* places students into unique learning paths based on their *MAP Growth* scores.



Accurate
assessment



Adaptive
practice

Tailored
intervention




Continuous
student growth



This isn't one-size-fits-all learning.
It's growth in motion for every
student.



**Accurate
assessment**



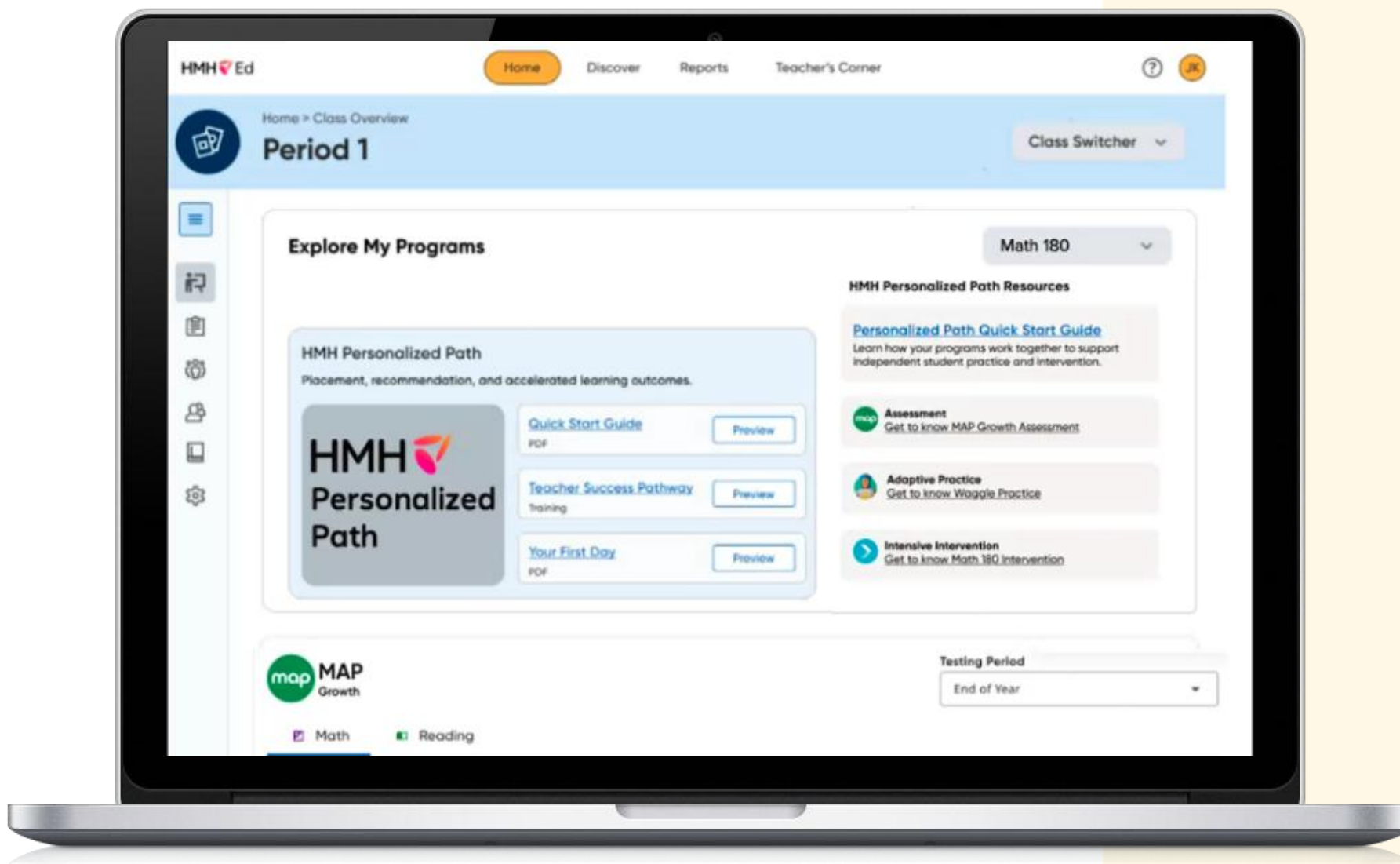
**Adaptive
practice**

**Tailored
intervention**



**Continuous
student growth**





Welcome
to HMH Ed!



Welcome, Jon!

Find support here for every step of your teaching journey, from getting started, to planning and pacing, to exploring the platform and your programs.



My Classes

Sort by

Class Name A-Z

[Manage Rosters](#)

Personalized Path Class Period 1

Other

[View Class](#)

Personalized Path Class Period 2

Other

[View Class](#)

Personalized Path Class Period 3

Other

[View Class](#)

Ready to Set Up

Set up the classes in this section to view your class and customize your class name.



G2-English_S09_HMH_District-101123

[Set Up](#)

For You




Getting Started Checklist

Use your classes to learn about programs and explore training.



Personalized Path Training



Self-paced training to prepare you for planning, teaching, and assessing with your HMH programs. Earn Certificates of Completion as you progress.

0/4 Topics Complete

[View All Pathways](#)[Start Pathways](#)

 Math

 Reading

Winter testing is open ⓘ

Spring testing begins 3/1

 Test Now 



Click "Test Now" to give students access to the test, and you may begin monitoring their progress.

Students with assigned test: 4

Students in class: 22

Students with completed test: 0


Choose Bulk Action ▾

<input type="checkbox"/>	Students	Grade	Available Test(s)	Test Status	Accom...	
<input type="checkbox"/>	Abbot, Chloe	4	Reading	Not Started	No	
<input type="checkbox"/>	Anderson, Emily	4	Reading	In Progress	No	





Student-
friendly
solution





Hi, Chester!

Today is Wednesday, November 20, 2024

Due Today (1) [View All Assignments](#)

You may have other assignments to complete. Check your Connected Programs to make sure.



Lesson 2: Use Fraction Models

Miss G's Math Class

[Start](#)

Classcraft



No Sessions Available

Sessions you can attend will show here.


Connected Programs

Check your Connected Programs for any additional work you might have waiting (a new window will open)

← Back to My Classes


France International-5

Students

 Class Overview

 Assignments

 Groups

 Students

 Placement

 Programs

 Settings

Class Information

Class Name: Personalized Path Class Period 1

Lead Teacher: Jennifer Darwin

Team Teacher:

Grade: 5

Class Local ID: FR123-5

School: HMH School-910020041

Students enrolled
in Period 1

Add Students to Class




Delete Class

Edit Class

Filters ^

Subject


Reading and Language Arts

Students ▾	Username ▾	Grade ▾	Current Placement	Recommended Program ⓘ	
Barret, Conrad	bbradsha	5	Read 180: Comprehension Level 3 Waggle ELA: Grade 3	Read 180: Comprehension Level 2	
Carr, Alexa	rbyrd	5	Read 180: Comprehension Level 3 Waggle ELA: Grade 3	Read 180 : Comprehension Level 3	
Garcia, Joe	gchoi	5	Read 180: Comprehension Level 3 Waggle ELA: Grade 3	Waggle ELA: Grade 5	





**Accurate
assessment**



**Adaptive
practice**

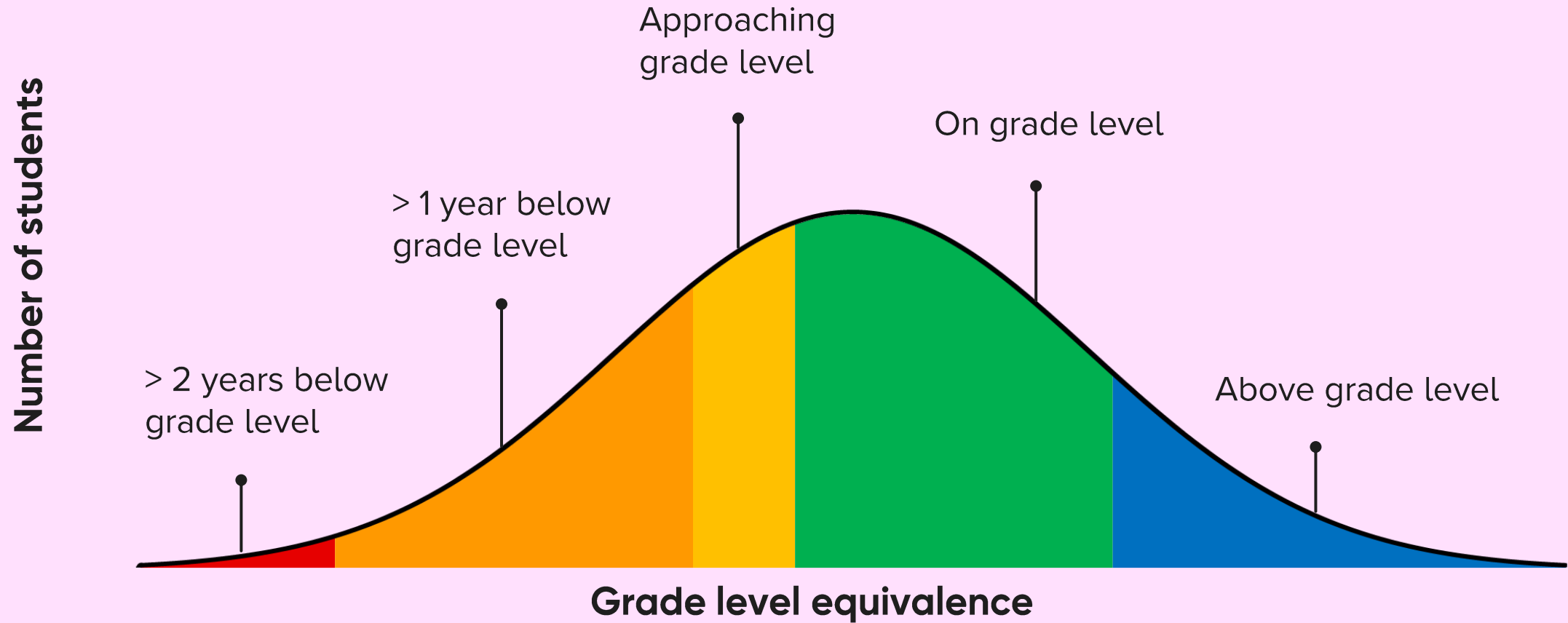
**Tailored
intervention**



**Continuous
student growth**



Needs for all learners



Adaptive practice



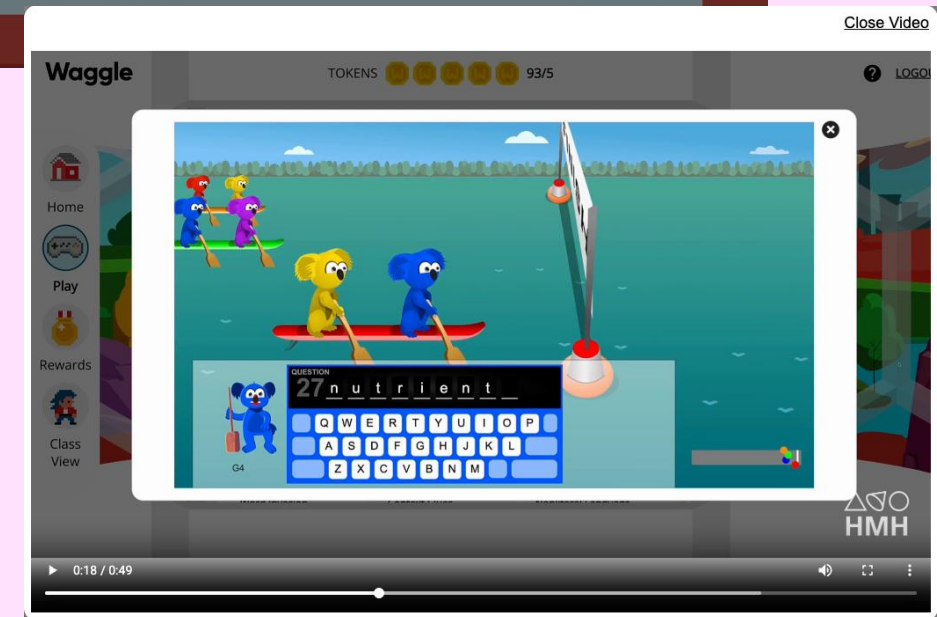
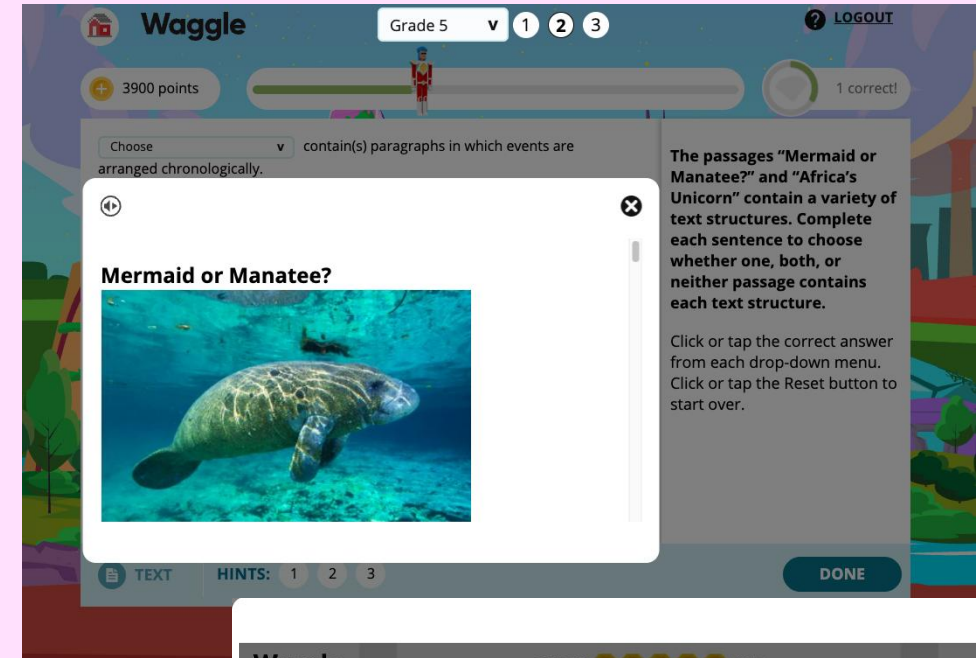
Tailored intervention

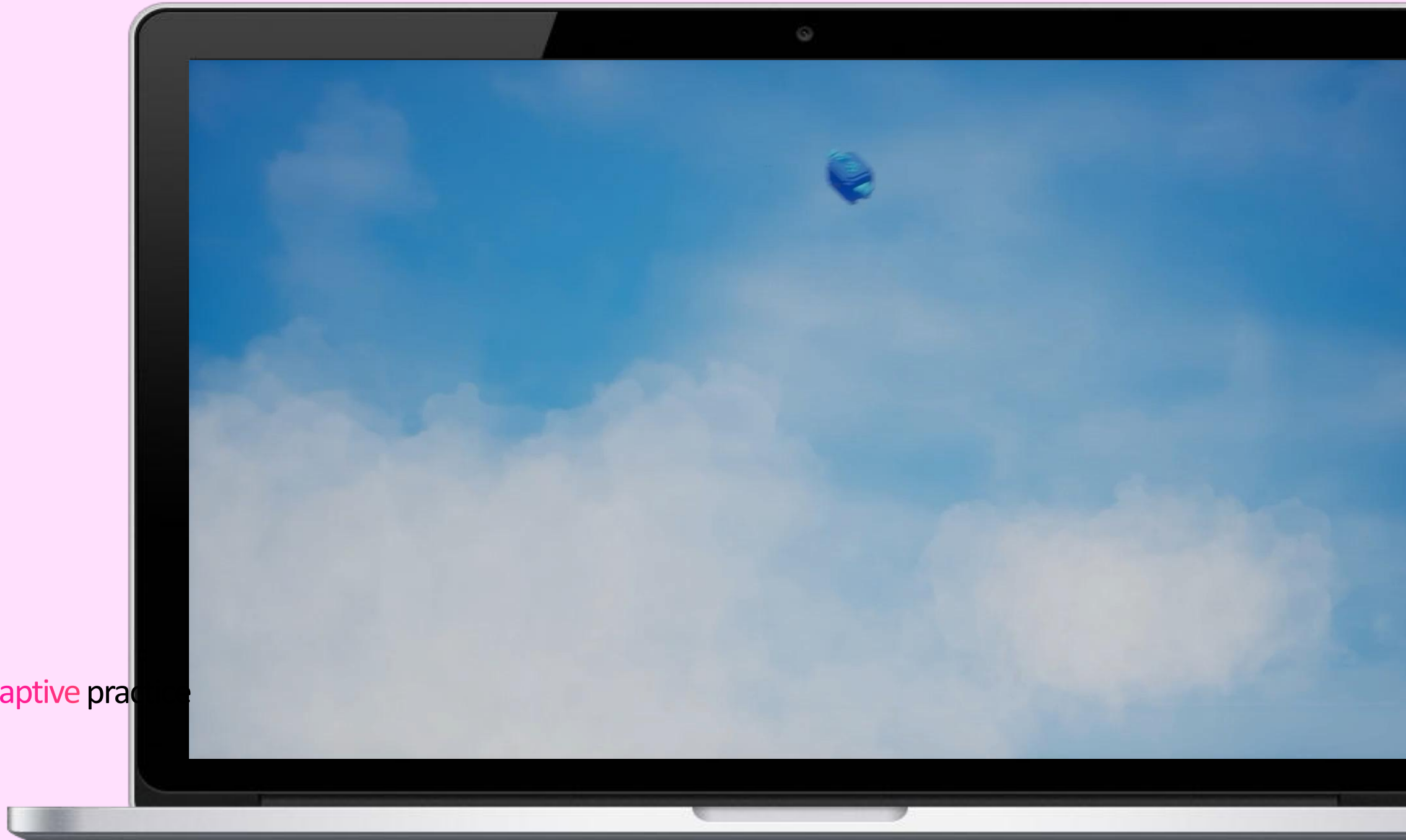


- ✓ AI-driven adaptive practice
- ✓ Real-time skill tracking
- ✓ Rewards proficiency and positive behaviors
- ✓ Lessons in English and Spanish
- ✓ Engaging, age-appropriate learning
- ✓ Actionable teacher data
- ✓ Ongoing professional learning support



Adaptive practice





Adaptive practice

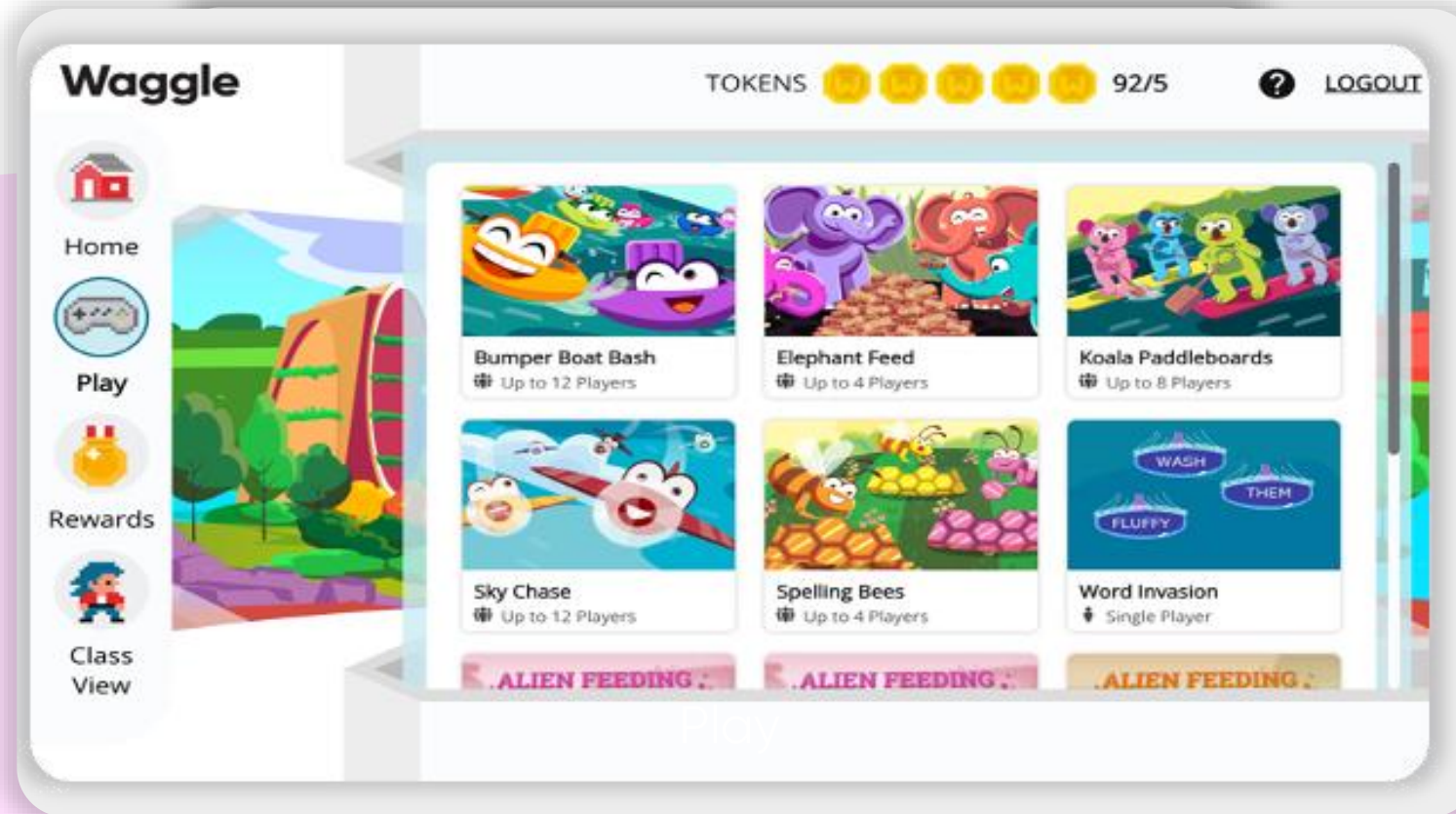
Empower growth through adaptive practice



Adaptive practice



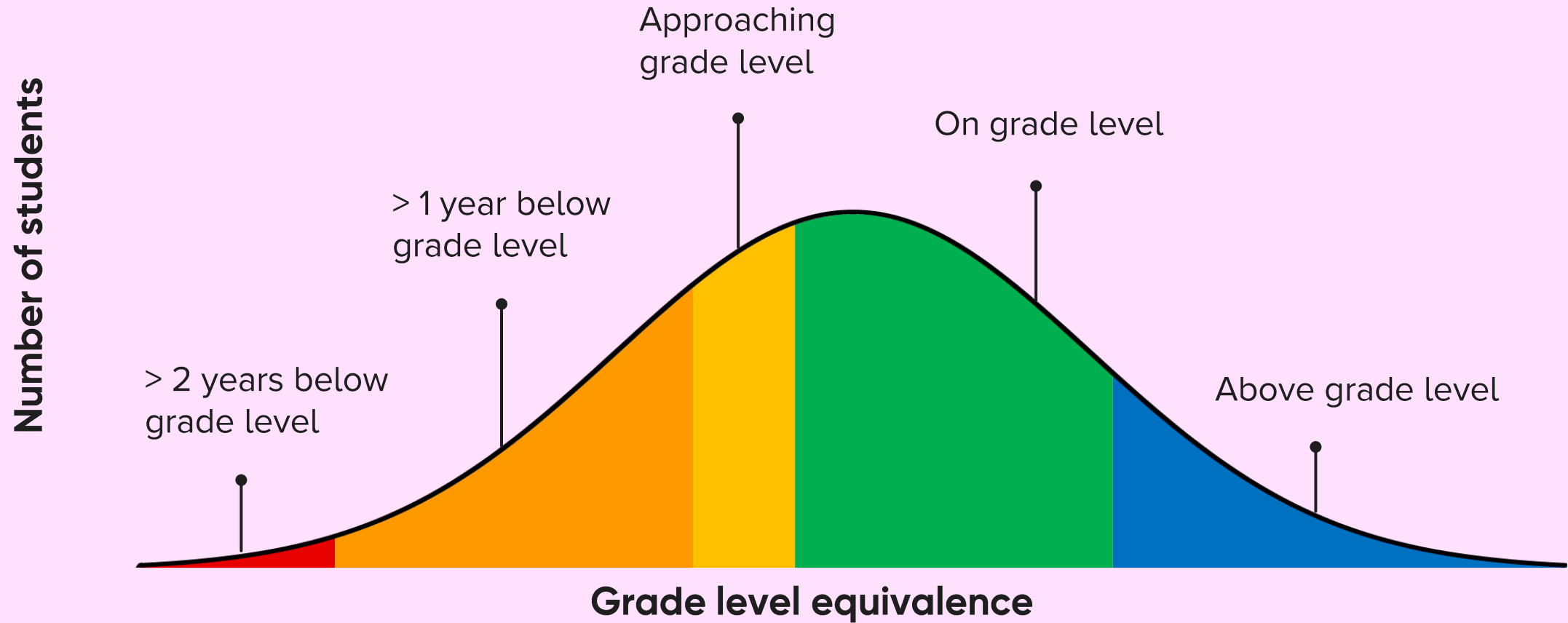
Empower growth through adaptive practice



Adaptive practice



Needs for all learners



Adaptive practice



Tailored intervention



HMH Read 180®

- ✓ Most researched Tier II and III solution
- ✓ Learning technology designed to increase motivation
- ✓ Proven results for all striving readers
- ✓ Anchor videos introduce key academic vocabulary
- ✓ English and Spanish
- ✓ Engaging, age-appropriate learning
- ✓ Actionable teacher data
- ✓ Ongoing professional learning support





Fluency Zone > Spelling Assessment

1.	thrive	✓	
2.	giant	✓	
3.	below	✓	
4.	believe	✓	
5.	animals	✓	
6.	advocites	✗	> advocates
7.	spending	✓	
8.	resereves	✗	> reserves
9.	protecting	✓	
10.	expirts	✗	> experts

Explore Zone > Drag & Drop

species


A keystone species helps many other plants and animals survive. Sort the pictures into examples and non-examples of **species**.

Species **Not Species**

drop here drop here





Tailored
intervention

Framework of a code segment

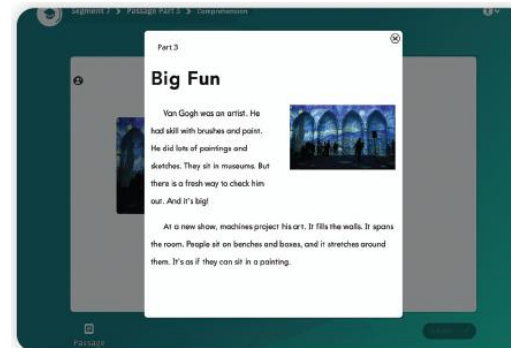
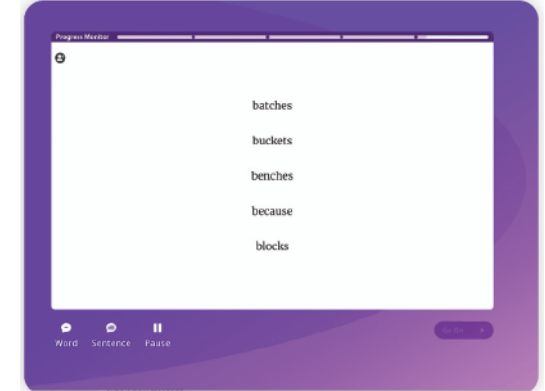
Code strand



Word strategies strand



High-frequency words strand



Success strand



Writing strand

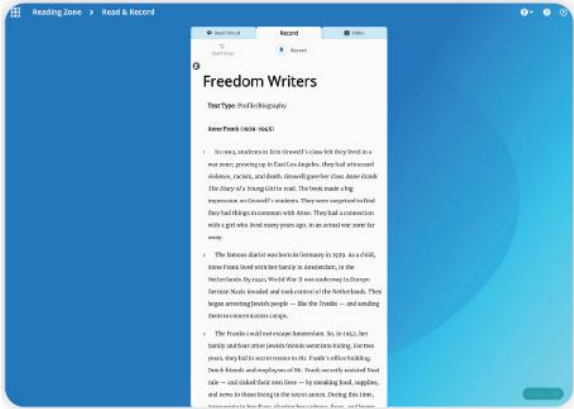


Framework of a comprehension segment

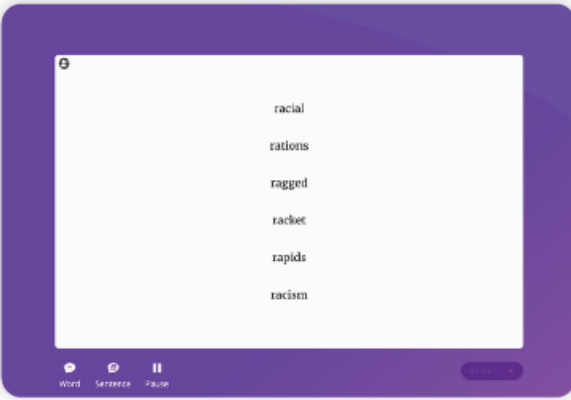
Explore zone



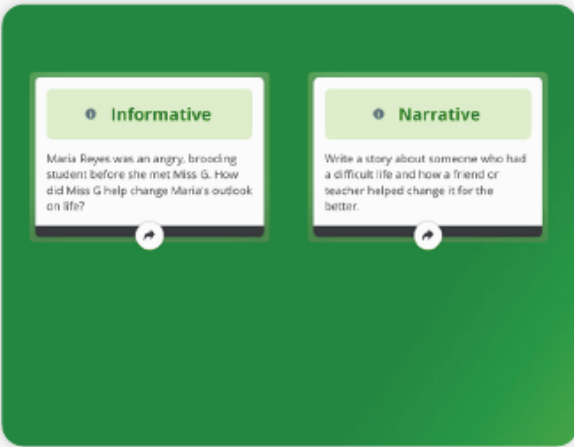
Reading zone



Language zone



Fluency zone



Writing zone




Success zone





**Accurate
assessment**



**Adaptive
practice**


**Tailored
intervention**



**Continuous
student growth**



Continuous student growth through monitoring

HMH

Home

Discover

Reports

Teacher's Corner

Assessment Report

Standards Report

Growth Report

Program Activity Report

Open MAP Growth Insights

Showing Read 180 Student Application performance and utilization data for Personalized Path Class 1 for last 30 days.

Print Report

Export CSV

Create Group

Class

Program

Component

Student

Personalized Path Class 1

Read 180

Student Applicati...

All Students

Class Overview

How do I read this?

Custom Date Range						G7 - Test Level	MOY
80% On Track Overall Performance	70 Segments Completed	134 Sessions	2.1 Average Weekly Sessions	12 min Average Session Duration	25 hr 17 min Total Time	735 Average MAP Growth Scaled Score MOY	
School Year to Date (SYTD)							
91% On Track Overall Performance	46 Segments Completed	71 Sessions	1.6 Average Weekly Sessions	17 min Average Session Duration	14 hr 14 min Total Time	5.6 Average GLE MOY	

<div>●</div> 80% On Track Overall Performance	70 Segments Completed	134 Sessions	2.1 Average Weekly Sessions	12 min Average Session Duration	25 hr 17 min Total Time	<div>●</div> 735 Average MAP Growth Scaled Score MOY
School Year to Date (SYTD)						
<div>●</div> 91% On Track Overall Performance	46 Segments Completed	71 Sessions	1.6 Average Weekly Sessions	17 min Average Session Duration	14 hr 14 min Total Time	5.6 Average GLE MOY

Current Focus

Usage

Zone Performance

Diagnostic Skills

Mindset Scan

MAP Growth

All Students ▾

STUDENT ▴ ▾	STUDENT'S TESTED QUESTIONS ▴ ▾	DATE SUBMITTED ▴ ▾	TIME SPENT (ON ITEMS) ▴ ▾	RIT SCORE ▴ ▾	ACHIEVEMENT PERCENTILE ▴ ▾	LEXILE/QUANTILE ▴ ▾	INFORMATIONAL TEXT ▴ ▾	LITERARY TEXT ▴ ▾
Allen, Destiny	4	Aug 15 2023	79 min	186	● 18th	840L-990L	208	214
Baker, Taylor	4	Aug 15 2023	43 min	208	● 73rd	475L-625L	200	181
Bennet, Madison	4	Aug 15 2023	68 min	221	● 94th	725L-875L	206	197
Chen, Wei	4	Aug 15 2023	106 min	202	● 58th	455L-555L	208	212
Clark, Jordan	4	Aug 15 2023	48 min	172	● 3rd	325L-400L	205	200



[Assessment Report](#)
[Standards Report](#)
[Growth Report](#)
[Program Activity Report](#)
[Open MAP Growth Insights](#)

Reports & Insights

Growth Report for All Students

Showing NWEA MAP Growth Spring 2025 assessment data for All Students in Personalized Path.

Print Report By



Class



Student

Print Report

Export CSV

Create Group

Class

Personalized Path

Assessment

MAP - Reading

Test Level

Reading

Test Name

Growth: Reading 2-...

Test Window

Spring 2025

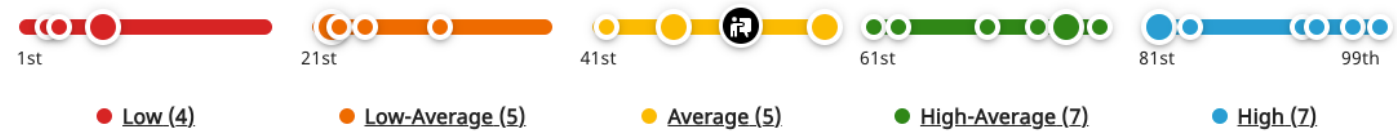
Student

All Students

Current Achievement Percentiles for All Students

Select a student dot or achievement label for additional details and grouping.

[What's this?](#)



Grade 5 Performance Compared to National

How students performed on average and compared to the national average.

Class Average RIT

198.4

On average your Grade 5 students have scores **above** the national average (196)

Class Median Achievement Percentile



MAP Growth reports




Assessment Report

Standards Report

Growth Report

Program Activity Report

Open MAP Growth Insights

[Home](#)

GROWTH REPORTS | OPERATIONAL REPORTS | REPORTS QUEUE

Select a report to view or request. Requested reports will appear in the Reports Queue.
Just finished testing? Remember: if you tested today, you can request reports tomorrow.

Filter By:

REPORT LEVEL ▼

WHAT I'M DOING ▼

Student Quick Search 🔍
Search Student Profile or Student Progress Report for a single student.

DATA EXPORT SCHEDULER ▼

NORMS AND COMPARATIVE DATA
[NWEA MAP Growth Normative Data](#)
Overview with status and growth charts

[Comparative Data to Inform Instruction](#)
RIT comparison charts across grades, including college and career readiness benchmarks (2-page PDF)


[Norms and Research Studies](#)
Detailed research briefs and the ASG and School Norms Calculators

COMMUNITY
[NWEA Connection](#)
Resources, toolkits, and the ability to ask questions in our online community


Which reports do I want?
[Quick Reference—MAP Reports Summary](#)
Comparison of reports at a glance (2-page PDF)

[MAP Growth Reports Portfolio](#)
Collection of annotated sample reports


Showing All Reports

**District Profile**


- Gain a holistic understanding of achievement and growth across your district.
- Get data insights that can support program and resource decisions.

**School Profile**

- Interactive school and grade-level data visualizations
- Quickly filter data based on academic year, test term, course, gender, and ethnicity
- Enables school leaders to identify areas of opportunity or strength

**Class Profile**

- Interact with data for an entire class
- View student test details to determine who needs to take, retake, or complete their test
- Discover insights into class performance

**Student Profile**

- Get a complete picture of a student's growth and performance in one interactive report
- Set goals with students
- Gain insights into what a student's strength and opportunities are

[Sample Student Profile Report](#)

Grade 5 Performance Compared to National

How students performed on average and compared to the national average



The MAP Growth Insights Platform

District Administrator

School Administrator

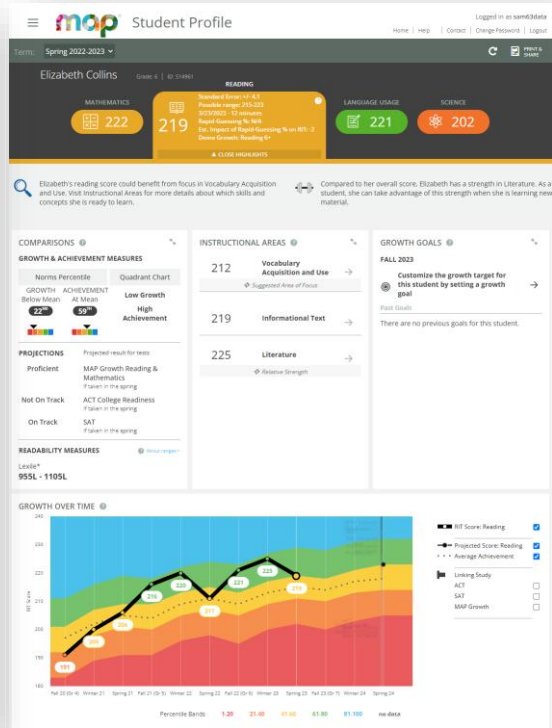
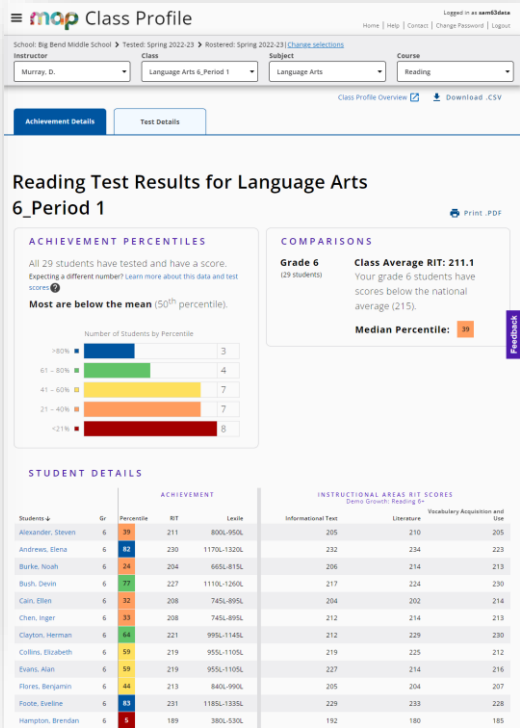
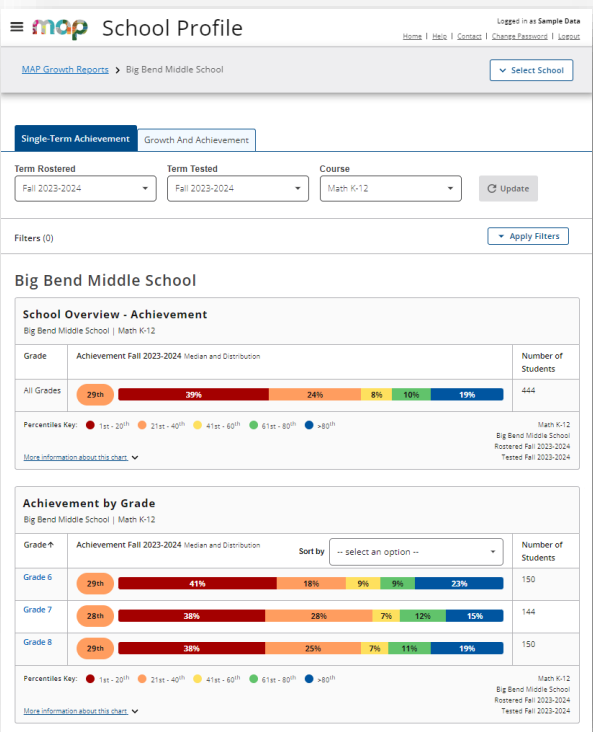
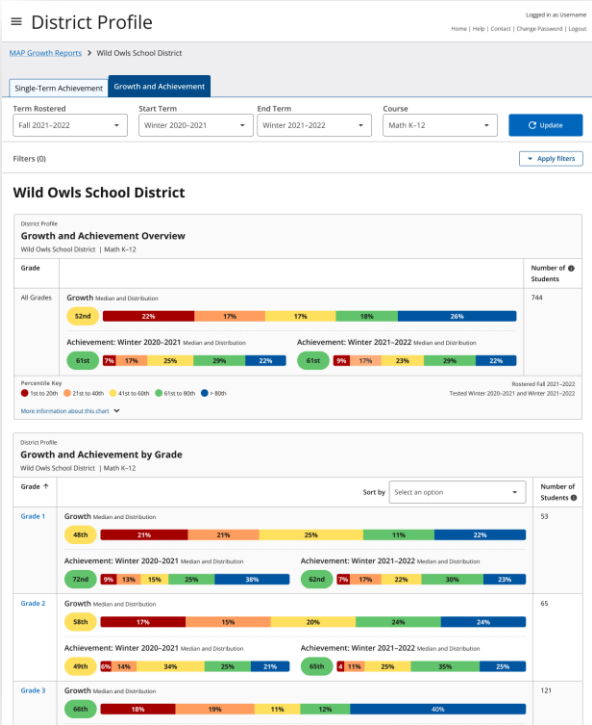
Teacher

District Profile

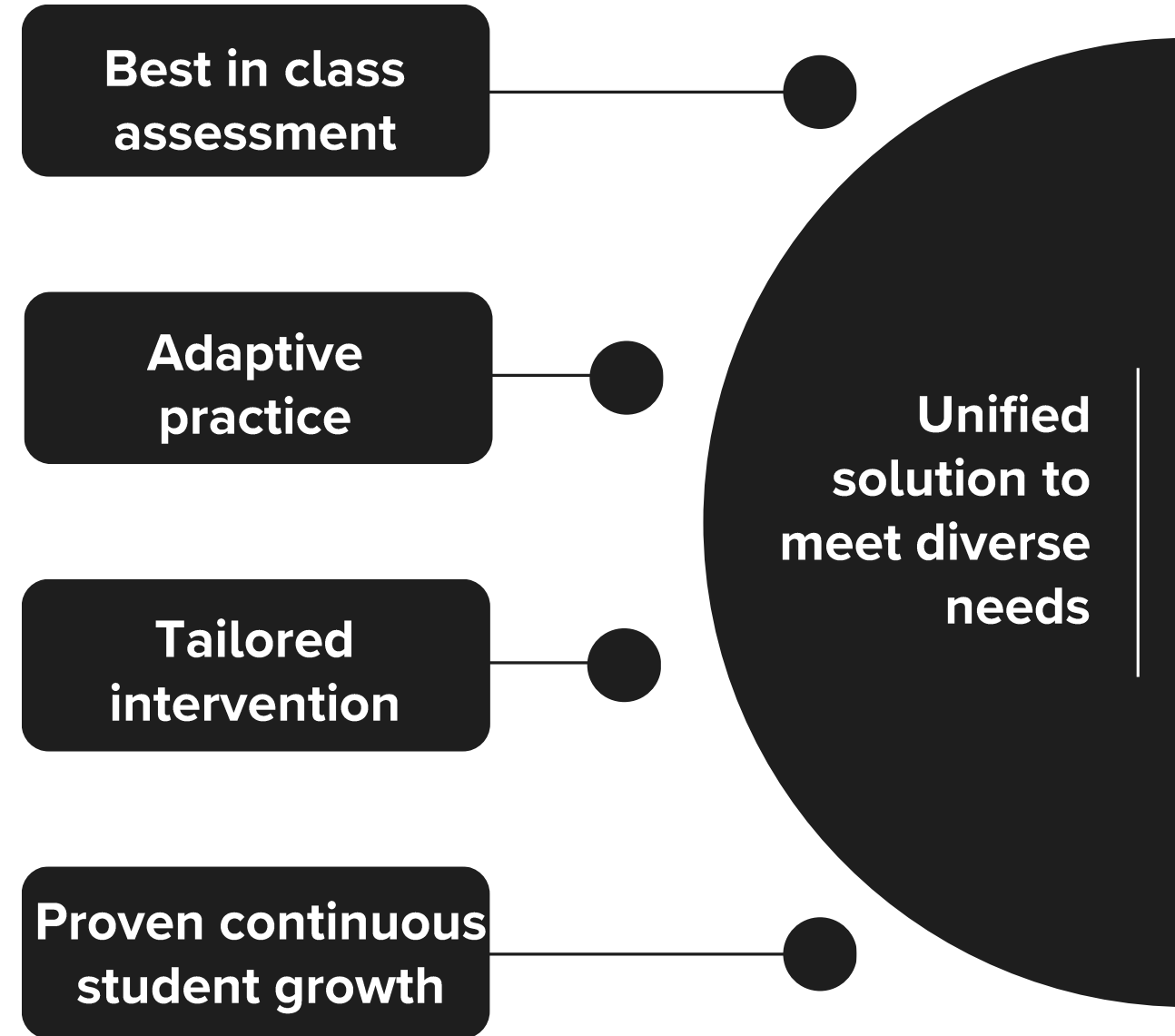
School Profile

Class Profile

Student Profile



Why Personalized Path?



Introducing HMH Personalized Path

Whether your students need **tailored intervention** or **adaptive practice** to push their learning further, *HMH Personalized Path* places students into unique learning paths based on their *MAP Growth* scores.



Accurate
assessment



Adaptive
practice

Tailored
intervention



Continuous
student growth



